

OUTDOOR

ROBUS®

REMY LED 10, 20, 30, 50W FLOODLIGHTS, PREWIRED WITH 1M FLEX, IP65, BLACK, 4,000K, STANDARD AND PIR

This superb range of LED flood lights provide energy saving solutions for a range of applications in domestic or non-domestic installations. Attractive slim, rounded aesthetics and high quality materials ensure that these fittings will always look good and contribute to achieving the carbon savings we are obliged to meet.



Applications:

- Church halls
- Garages, Workshops & Industrial units
- Loading areas
- Work stations
- Show room features & Exhibition stands
- Decking areas & Garden features
- Drives & Paths
- Sign illumination

Construction:

Moulded polycarbonate bezel
Tempered glass frosted diffuser
Die cast aluminium body (10W is all polycarbonate)
Galvanised mounting bracket
Stainless steel external fixings

Features:

- Slim contoured body design finished in matt black
- Quality construction materials
 - Polycarbonate & aluminium body
 - Tempered glass frosted diffuser
- Pre-drilled angled stirrup mounting bracket
- Pre-wired with 1m of rubber cable
- 20 and 30 Watt PIR version available with:
 - Adjustable sensitivity, time-off delay and light switching level
 - Manual over-ride
- Utilises high quality Kingbrighter 4,000K SMD LED's with:
 - High luminous flux
 - Low power consumption
 - High efficacy
 - Long LED life
- Solid state technology
- Sign arm and spike accessories

Benefits:

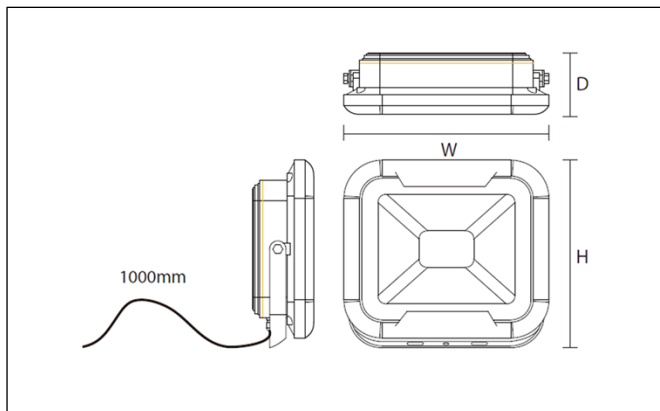
- Attractive aesthetics
- Will match or contrast with most colour schemes
- No maintenance throughout life
- Will retain its "new condition" look for years
- Strong and durable with IK07 impact rating
- Provides easy access to wall fixing screws for fast installation
- Allows flood to be tilted to direct the light where required
- Allows termination into suitably rated JB
- No need to open the fitting which could compromise the IP
- Time, lux and sensitivity adjustments provide additional energy saving or "effect" functionality if used for highlighting displays indoors where lighting is only needed when people are there
- Temporarily over-rides time delay to provide continuous light
- Resets to automatic after 8 hours so energy is not wasted
- Excellent high brightness light output comparable to high power consumption Tungsten Halogen or Metal Halide whilst making energy savings of >80%
- Provides very low running costs
- Reduces carbon emissions and building carbon footprint
- Long life of 30,000 hours with no costly lamp replacements or other maintenance costs
- Rugged – No heat filaments or electrodes to prematurely fail through vibration or environment temperature variations
- No warm up or cool down period so ideal for switching by microwave, PIR and/or photocell to provide even greater energy savings without detriment to LED life
- Provides additional practical uses for the floods

OUTDOOR

ROBUS®

REMY LED 10, 20, 30, 50W FLOODLIGHTS, PREWIRED WITH 1M FLEX, IP65, BLACK, 4,000K, STANDARD AND PIR

Product Codes:	STD PIR	RRE1040A-04	RRE2040A-04 RRE2040PA-04	RRE3040A-04 RRE3040PA-04	RRE5040A-04
Comparable to MH (W):		20	35	50	80
LV Halogen (W):		75	150	200	350
Total Power (W):		9.6	19.3	28.7	46.7
Total Light Output (lm):		880	1,730	2,750	4,670
Efficacy (lm / cctW):		92	90	96	100
Rated Life (hrs):		30,000	30,000	30,000	30,000
Warranty (yrs):		3	3	3	3
Illuminance at 1m (lx):		370	780	1,200	1,890
Beam Angle (deg):		100	100	100	100
CCT (K):		4,000	4,000	4,000	4,000
CRI (Ra):		80	80	80	80
Ingress Protection (IP):		65	65	65	65
Impact Rating (IK):		07	07	07	07
Operating Temperature (°C):		-20 ≤ Ta ≤ +40	-20 ≤ Ta ≤ +40	-20 ≤ Ta ≤ +40	-20 ≤ Ta ≤ +40
Operating Voltage (Vac):		220-240	220-240	220-240	220-240
Power Factor (PF):		0.5	0.5	0.95	0.95
Height H (mm):	STD PIR	150	150 200	170 233	220
Width W (mm):		148	148	173	225
Depth D (mm):	STD PIR	44	44 60	55 96	55
Box Qty:		1	1	1	1
Weight (Kg):	STD PIR	0.49	0.63 0.74	0.83 1.03	1.1



Accessories:

R210MMSPIKE GROUND SPIKE
R10FSA-24 SIGN ARM

PIR data:	
Time off delay:	10s-10min
Lux settings:	10- 2,000 lx
Mounting height range:	2.5- 4m Max
Detection range:	7-10m Max
Detection angle:	120°
Ingress Protection (IP):	65

Standards & Approvals:

Complies with: SAA, RCM

Cone Illuminance Diagram:

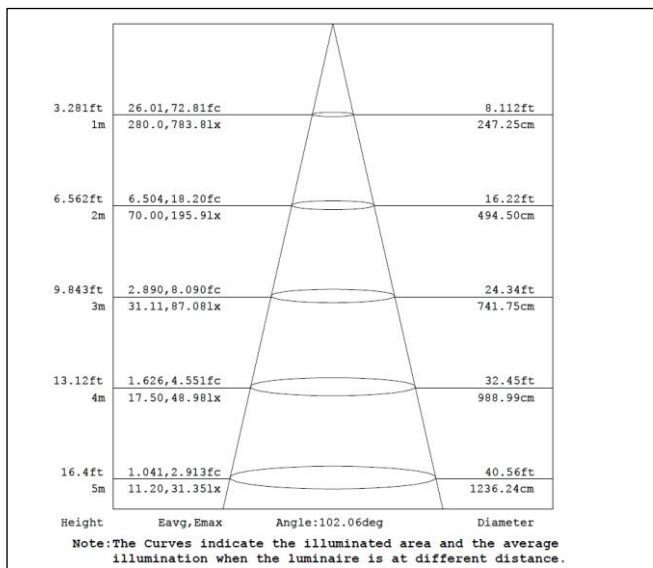


Diagram for RRE2040A-04. Other diagrams available on request



Polar Intensity Diagram:

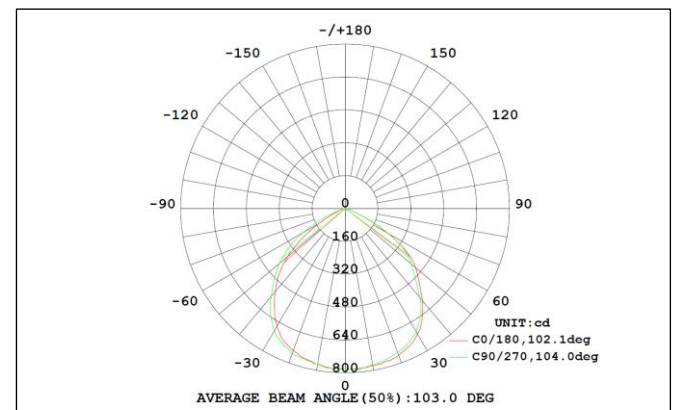


Diagram for RRE2040A-04. Other diagrams available on request